

AAA H Z

SERIES: AAA HANDLE

HANDLE STYLE:  
 BLANK - DIE CAST, NICKEL PLATE  
 B - DIE CAST, BLACK FINISH  
 P - PLASTIC, BLACK

FLEX RELIEF STYLE:  
 BLANK - FLEX RELIEF I.D. 0.135 [3.4mm]  
 ACCEPTS CABLE O.D. 0.100 - 0.260 [2.5mm - 6.6mm]  
 L - FLEX RELIEF I.D. 0.225 [5.7mm]  
 ACCEPTS CABLE O.D. 0.260 - 0.285 [6.6mm - 7.2mm]

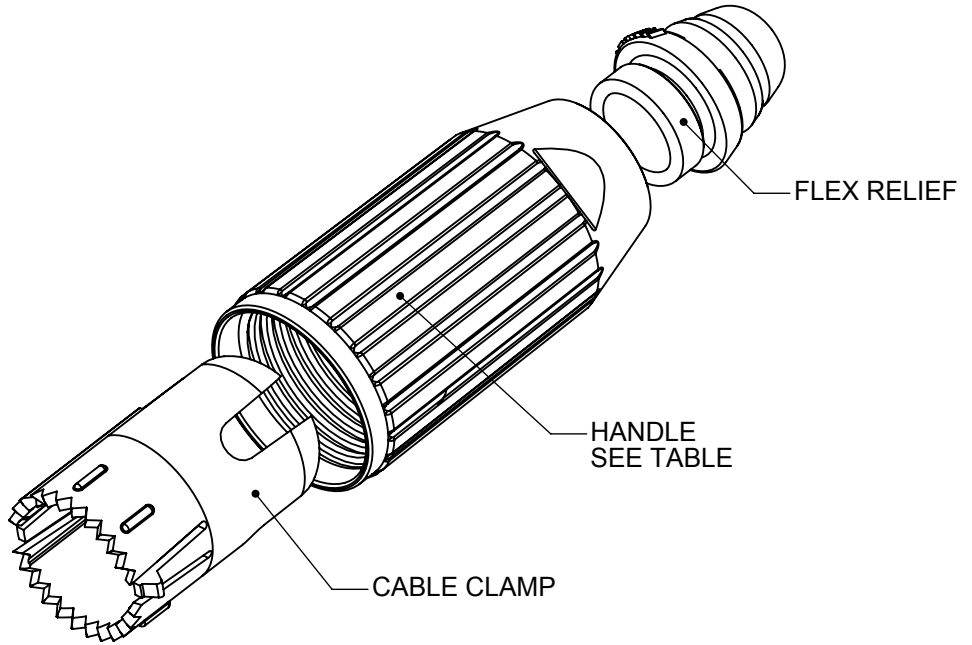
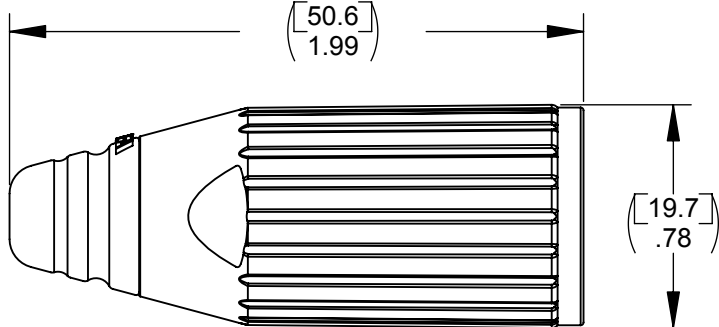
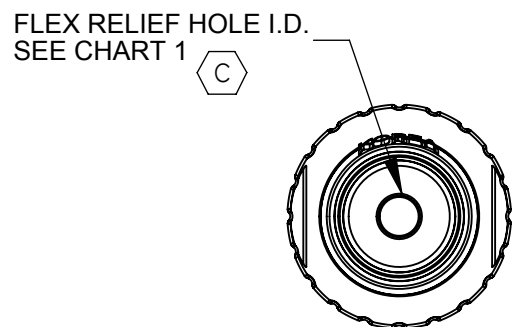


CHART 1 C



NOTES: C

1. THIS PRODUCT IS RoHS COMPLIANT.

**CUSTOMER DRAWING**

					★ STAR SYMBOL DENOTES CRITICAL DIMENSION	THIS DRAWING DESCRIBES A DESIGN CONSIDERED PROPRIETARY IN NATURE, DEVELOPED AND MANUFACTURED BY SWITCHCRAFT INC. AND IS RELEASED ON A CONFIDENTIAL BASIS FOR IDENTIFICATION PURPOSES ONLY.				
					UNLESS OTHERWISE SPECIFIED	SIZE *	WIDTH *	MULT *	LBS/M *	TEMPER *
					1. ALL DIMENSIONS IN INCHES - TWO PLACE DECIMALS ±0.01 - THREE PLACE DECIMALS ±0.005 - ANGLES ±1° - ALL DIA. CONCENTRIC WITHIN 0.005 T.I.R.	FINISH *		MATERIAL *		
					2. FEATURES ON THE SAME CENTERLINE MUST BE ALIGNED WITHIN ±0.002	SPEC No. *		SPEC No. *		
C	25711	10-17-07	JGK	TJK	3. REMOVE ALL BURRS	FIRST USED ON AAA3MZ		SCALE 1.5:1		
B	24588	11-13-03	JL	BRH	DO NOT SCALE DRAWING	DATE DRAWN	BY	CHKD	APVD	<b>Switchcraft®</b>
A	24446	8-11-03	JL	BRH		03-06-03	BRH	BRH	BRH	
REV	ECO NUMBER	DATE	BY	APVD	SolidWorks CAD File <span style="border: 1px solid black; border-radius: 50%; padding: 2px;">A</span>	NAME		PART No.		REV
REVISIONS						AAA UNIVERSAL HANDLE	AAAHZ_SERIES		C	